



SUMMER VACATION

Guru Tegh Bahadur
3rd Centenary Public School

Holiday

Homework

CLASS I V



The poster features a central parchment scroll with a scalloped edge. At the top left, there are five paint cans in green, blue, yellow, orange, and red. To the right is a colorful xylophone. Below the scroll, on the left, is an abacus and a small bee. On the right is a white cup filled with colorful pencils. At the bottom, there are illustrations of a boy painting, a boy with a beach ball, and two children playing with colorful blocks. The background shows a green field, trees, and a blue sky with a butterfly.

SUMMER VACATION

Dear Parents,

- ❖ Long awaited Summer Holidays have commenced. It is a time to relax, rejuvenate, refresh and regain health. It is also a time to reduce stress & increase productivity.
- ❖ Spend quality time with your kids and inculcate values.
- ❖ Help and guide your ward in doing Holiday Homework.
- ❖ Encourage your ward to converse in English.
- ❖ Do some kind of physical exercises with your kids.
- ❖ Read the Newspaper every day and encourage your ward to do so.

BE HEALTHY, BE HAPPY

Regards

GTB-011-46575555

Guru Tegh Bahadur 3rd Centenary Public School
C-Block, Mansarover Garden New Delhi- 110018
Summer Holiday Homework (2026-27)
Class – IV
English

1. Read English newspaper every day. Pick out five new words and search their meaning in the dictionary and try to learn them to enrich your vocabulary.

2. Do practice of all the topics covered so far.

3. **Project work:**

a. **Hot Air Balloon Chart:** Draw a large hot air balloon on a chart paper. Use the basket to define "Nouns" and fill the colorful balloon sections with different kinds of nouns and their examples. (Roll no. 1 to 18). A reference link is provided below for help:

<https://youtu.be/MbfAVS3zNpU?si=jc9fv8yro65EBPDC>

b. Noun Tree" Chart : Draw a beautiful tree representing different kinds of nouns. (Roll no. 19 onwards).

You may take help from the link given below:

<https://youtube.com/shorts/aGN2TB1MoYY?si=Tff6fzjbIbfnOr08>

4. Read the story **My Early Home** from **Communicate With Cambridge book**. Then design its Jacket Cover in a creative and colourful way. Write a short summary of the story inside the book jacket cover and paste relevant pictures.

A reference link is provided for help:

<https://youtube.com/shorts/ZTs3EXBk9Cw?si=nWnTQvNiScvZhHyh>

5. Prepare yourself for English Declamation Activity to be conducted in the first week of July.

Topic: Culture of Sikkim

6. Do the worksheets shared with you.

Hindi

1. 'मधुश्री' पुस्तक का पाठ 3, 4 और 5 का वाचन कर पठन कौशल का विकास करें। (प्रत्येक 3 बार)

2. 'नवदीप सुलेखमाला' पृष्ठ संख्या 1-7, 9-24 तक सुंदरपूर्ण लेख में पूर्ण करें।

3. सिक्किम के प्रसिद्ध पर्यटन स्थलों की नाम सहित वॉल हैंगिंग बनाइए। (Pictures for Reference)



4. 'वचन' पर आधारित गतिविधि रचनात्मक ढंग से बनाइए। (Pictures for Reference)



5. ਨੋਟਬੁਕ ਮੇਂ ਕਰਾਏ ਗਏ ਕਾਰਜ (II Periodic Test ਮੇਂ ਆਨੇ ਵਾਲੇ) ਕੋ ਯਾਦ ਔਰ ਤਸਕਾ ਅਘ੍ਯਾਸ ਕਰੋਂ।

Punjabi

1. ਮੇਰੀ ਪਹਿਚਾਣ' ਸੋਹਣੇ - ਸੋਹਣੇ ਚਿੱਤਰ ਚਿਪਕਾ ਕੇ ਆਪਣੇ ਬਾਰੇ ਦੱਸਦੇ ਹੋਏ ਕੁੱਝ ਸਤਰਾਂ ਲਿਖੋ।



2. ਪੰਜਾਬੀ ਪਾਠ ਪੁਸਤਕ ਵਿੱਚ ਕਰਾਇਆ ਗਿਆ ਸਾਰਾ ਕੰਮ ਯਾਦ ਕਰੋ ।

3. ਆਪਣੀ ਪੰਜਾਬੀ ਪੁਸਤਕ ਵਿੱਚੋਂ ਕੋਈ ਇੱਕ ਕਵਿਤਾ ਯਾਦ ਕਰੋ ।


Mathematics

1. Learn tables 1 – 16

2. Revise all the work done in class till now.

3. Solve the crossword given below. Draw/ paste it on an A-3 size coloured sheet.

Across		Down	
1.	$92 + 175$	1.	$126 + 166$
3.	449×2	2.	359×2
5.	61×2	3.	$1163 - 342$
6.	$25 - 7$	4.	$1099 - 289$
7.	67×4	8.	$218 + 416$
9.	$176 - 46$	10.	$130 + 248$
11.	$886 - 239$	11.	617×1
13.	35×11	12.	$104 - 28$
15.	7×8	13.	$157 + 220$
17.	$31 + 45$	14.	$24 + 31$
19.	$53 - 16$	16.	$940 - 254$
20.	$9 + 17$	18.	67×1



4. **ACTIVITY TASKS**

a. **Activity Connecting Delhi and Sikkim.**

- Take the number cards from your Explorer Book.
- Use them to form the populations of Delhi and Sikkim.
- Write each population in both:
 - Indian Number System
 - International Number System

Do the work neatly on an A4/A3 size sheet.

b. **Make a Multiplication Table Wheel using cardboard and coloured sheets.**

CLASS IV A

- Do as per your Roll No.:
- Roll No. 1-6 → Table of 5
- Roll No. 7-12 → Table of 6
- Roll No. 13-18 → Table of 7
- Roll No. 19-24 → Table of 8
- Roll No. 25-30 → Table of 9
- Roll No. 31-38 → Table of 10

CLASS IV B

- Do as per your Roll No.:
 - Roll No. 1-6 → Table of 11
 - Roll No. 7-12 → Table of 12
 - Roll No. 13-18 → Table of 13
 - Roll No. 19-24 → Table of 14
 - Roll No. 25-30 → Table of 15
 - Roll No. 31-36 → Table of 16
-
- Note: Please refer to the reference video link shared below for making the wheel.

<https://www.youtube.com/watch?v=62RCZiblf8>

Science

Be a Nature Admirer

Plants provide us with so much- oxygen, food, paper, beautiful flowers etc. How can plants be so diverse and survive in different climates?

Explore the amazing and beautiful world of plants

Paste pictures/leaves of plants found in different climates and write their characteristics. (Any 3 characteristics of each plant on single Comment sheet, use art sheet for pictures)

Use the following heads:

Learn and Revise L-1 and L-2

WASTE TO WORTH

Construct any **one** working model using household waste (cardboard, bottles, sponges).

Option A: Make a **moving jaw model** showing:

- Incisors for cutting
- Canines for tearing
- Molars for chewing

Hint : Students can move the jaw using cardboard and rubber bands.

Reference link :

<https://youtu.be/OYICKvISUMc?si=scJfCFDjj9Xr4KSp>

Question: What happens if we do not take care of our teeth?

OR

Option B: The “**Habitat Hero Adaptation Diagram:** Create a dual-habitat scene in a shoe box-half **Desert** and half **Mountain**.

Innovation : For the mountain side, use an **umbrella cloth**(waterproof) to show how “waxy” leaves shed snow. For the desert, use **toothpicks** stuck in a green sponge to show spines.

Hint : Use dry tea leaves or crushed biscuits to represent desert sand.

Question : Pour a spoonful of water on the sponge; how does this represent a cactus’s “fleshy stem”?

Social Science

1. Draw or paste pictures of any two Festivals of Sikkim on A4 Size sheet and write few sentences about it.
2. Read chapter 1 I Love My India and chapter 2 The Northern Mountains.



3. Learn States and capitals and union territories and their capitals.

4. Read newspaper daily.

Computer

1. Paste the pictures of “AI Devices: Smart Helpers Around Us” in computer notebook.

Art

Student Roll Numbers	Activity Name	Description and Material
1-12	Paper flowers and vase	Task: Make a beautiful flower and a flower vase using paper 
13-25	Pot Decoration	Task: Colour and decorate pot 
26-38	Paper Flowers	Task: Make beautiful flowers using colourful paper 

HAPPY HOLIDAYS